

Travelling

Getting to Finland



Your journey to Finland is long; it will take you multiple days of preparation and a flight until you arrive at your new home. With the help of the information on the following pages, the journey will be easier.

In this module, you will learn about:

- The steps of your journey to Finland
- What to take and what not to take with you when travelling
- What to do at the airport
- What happens when you arrive in Finland

Read about this module at
mof.fi/sections/travelling/en
or scan the QR code below



Find this module online at
mof.fi/exercises/travelling/en
or scan the QR code below



Preparing for the flight

The journey to Finland will take time and you will have to take multiple steps until you reach your new home in your new municipality.

1. Let's take a look at the following steps and organise them in order.

invitation for an interview with the Finnish authorities | departure | approval by the Finnish authorities | arrival in the municipality where your new home is located | arrival to Finland | interview with the Finnish authorities | preparing for the flight | pre-departure cultural orientation | starting to learn about new culture and language

Invitation for an interview with the Finnish authorities



Arrival in the municipality where your new home is located

2. Are the steps of the journey clear to you? How do you expect the journey to be?

Bonus task!

How long does the process from receiving the approval of the Finnish authorities to travelling to Finland usually take?



- You will not travel to Finland alone. You will be supported and assisted when departing, transiting, and when arriving in Finland.

3. Read and complete the following text. If you need help, use the words found below.



The trip to Finland takes place by _____. The departure happens at an Airport. Because each person is only _____ to take only _____ kilograms of luggage with them, it is important to _____ ahead what things you want to take with you and what you have to leave behind.


When going on the trip you have to take with you the travel documents and flight tickets. It is also important to take personal _____. You do not need to take any _____ or other household _____. Food or _____ are not allowed past the security _____ gate.

drinks | products | plan | aircraft | allowed | 20 | control | certificates | cookware



- Your trip will be long; be well prepared.
- Many things do not need to be taken, think carefully about what to take and what not to take.

4. What do you think would not be available in Finland and you would need to take with you? Write it on the post-it notes below.



hand luggage

5. Below you find descriptions and pictures. Link the characteristic with the luggage type.

- 20 kg
- More than one litre of liquids
- Stays with the passenger during the trip
- 8 kg
- Maximum of one litre of liquids and under certain conditions
- Does not stay with the passenger during the trip




regular luggage



- Remember that you will only have your hand luggage with you, and that will have your other luggage back only in Helsinki or at your final destination.

6. Let's look at the pictures below.

Cross out things you are not allowed to travel with and should not take to the airport. The things left are allowed to take to the airport. Circle the ones you can take as hand luggage.



- It is important that you take with you all original and translated certificates related to education, degrees and work, identity and travel documents, as well as health related documents.

At the airport

There are many things to do before boarding the airplane. Remember to be on time at the airport!

1. At the airport, you will go through a lot of steps before getting inside the airplane. Let's link the photo with the corresponding step.
 - a. Check-in
 - b. Moving around the airport
 - c. Passport check
 - d. Security check
 - e. Boarding the plane



Arrival

Let's read the text.

You will arrive in Finland through the Helsinki-Vantaa airport. First you will have to show your travel documents at the passport check. You will give the documents to the clerk. People go through the passport check one by one. The smallest children can be with their parents.

The Finnish authorities will take the personal details, photographs and fingerprints when you arrive in Finland or soon after you have been registered as having arrived in Finland. This may take a long time and you may be asked to uncover your ears and neck if you have a scarf in order to your pictures to be taken.

After the Passport check, everyone will go to a large hall where you will wait for your luggage which you left at the belt at the check-in of the departure country. The luggage will arrive at separate belts according to the flights. You can check your own flight from the electronic board. It is important to make sure all the luggage has arrived. There are carts in the hall where you can place your luggage. When all the luggage has arrived you will follow the green line towards the exits. This means you have no goods to declare. Then you have left the international area and your journey in Finland can begin.

After leaving the international area, you will find the volunteers of the Finnish Red Cross wearing red vests. The volunteers will help you continue your journey. You will then continue the journey to the municipality where you will reside, either on another airplane or through other means of transportation. The means of transportation are always arranged for you and you will be assisted throughout the journey.



1. Describe the above picture.
-
-

2. Which is first? Picking your luggage or going through the passport check?

3. Can you leave your personal documents at your checked-in luggage? Explain why.

4. Why you are asked to uncover your ears and neck?

5. What kind of goods would you have to declare when coming to Finland?



- Always keep your travel documents with you at all time! Be cooperative with the authorities as it will help you as well as everyone else around you.

After arriving

1. Now that you have arrived at your new home, you can rest and then start building your lives. Write what you plan to do right after arriving in Finland.



- The trip is long and tiring. Be well prepared.
- When you arrive, your new life begins. It is then good to focus on settling and properly building your life in Finland.





Answers

Preparing for the flight

1. Invitation for the interview with the Finnish authorities → interview with the Finnish authorities → approval by the Finnish authorities → starting to learn about new culture and language → pre-departure cultural orientation preparing for the flight → departure → arrival in Finland → arrival in the municipality where your new home is located
2. The answers vary, however you should prepare for a long journey.
3. aircraft | allowed | 20 | plan | certificates | cookware | products | drinks | control
Bonus question: The process usually takes up to six months.
4. Nowadays, almost all consumer goods can be found in regular or specialised shops all over Finland. However, remember to take your personal items, like medicines, prescriptions and certificates with you.
5. The table below contains the answers to the exercise.

hand luggage	normal luggage
<ul style="list-style-type: none"> • 8 kg • Maximum of one litre of liquids and under certain conditions • Stays with the passenger during the trip 	<ul style="list-style-type: none"> • 20 kg • More than one litre of liquids • Does not stay with the passenger during the trip

6. The table below contains the answers to the exercise.

a. Not allowed	b. Allowed but not needed	c. Preferably carried in normal luggage	d. Must be carried in hand luggage
			

- a. Knives, radioactive items, explosives, chemicals and compressed gas containers are not allowed.
- b. Cookware, food canisters, and lighters are allowed but are not necessary, as they can be bought upon arrival. Pets are allowed, but you will have to arrange and pay for any travel-related costs; it is usually easier to leave pets with relatives or in good care in the country of departure.
- c. Shoes, makeup, carpets, clothes, and books can be put on your normal luggage quota.
- d. Medication, laptops, valuables such as gold and cash, travel documents, and certificates are valuable and therefore should be carried with you. Diapers, baby food, and other small personal items, such as toothbrushes, can be carried with you as well.

At the airport

1. The table below contains the answers to the exercise.

a	b	c	d	e
v	w	y	z	x

Arrival

1. The picture describes waiting to go through the passport check.
2. Going through the passport check happens before picking your luggage
3. If your personal documents are in your luggage, you will be unable to show them at the passport check, therefore they need to stay with you at all times.
4. In order to properly verify your identity, the Finnish authorities can ask you to uncover your ear and neck and would also check your fingerprints and personal details.
5. If you have large sums of money or goods that you brought with you with the purpose of selling them to Finland, you need to inform the Customs. Read more about this on the website of the Finnish Customs tulli.fi or scan the following QR code.



After arriving

1. The answers vary, however be prepared to start getting to know the language and begin your integration plan.

